



NX Series

**Milling centers
3 axes, high performance**

Performance
Technology
Power
Accuracy




NX Series

High Performance Double Column Vertical Machining Center

OVERVIEW

NX Series Heavy Duty Double Column Vertical Machining Centers is ideal for multi axis heavy machining both in roughing and finishing operations for bigger components greatly increasing work envelop, permitting larger parts to be machined, and a wider range of tool lengths to be used in the same setup. Combination of this series design concept, Achieved high dynamics and accuracy results in very high quality surfacing even for complex workpiece such as injection moulds, forging dies, large plates, heavy engineering workpieces to help keep pace with growing market applications.

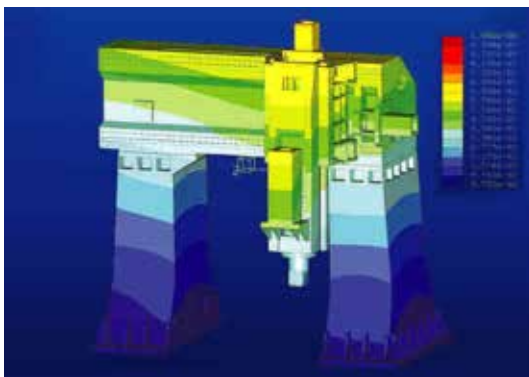


STRUCTURE : RIGIDITY AND ACCURACY

- Double Column structure with Y-Axis on rigid cross-beam, a moving table in X-Axis and Z-axis on Ram Type Head with better reach to table area.
- Structure made of Cast iron is capable to give high mechanical performance which maximizes structure rigidity and allows optimum harmonic stability and maximum damping during demanding cutting conditions.
- Machine can be placed on foundation with equally distributed weight over fixing points enabling extreme rigidity and very high geometrical stability.

WIDER GAP BETWEEN COLUMNS

- Wide gap maintained between both the columns enabling to accommodate and machine large size components.
- Designed for large mould and mould base machining.
- Table load capacity upto **10 tonne**.
- Greatly upgrades machining accuracy while lowering machining cost.




FINITE ELEMENT ANALYSIS

Entire structure has been designed and tested by stringent FEM analysis for optimum performance under practical working conditions.

PRECISION LINEAR AXIS

- Precision Class Linear Motion (Roller Type) Guideways in X & Y-Axis enabling higher rapid for better productivity and accurate life.
- Z-Axis moves on Ram Type Head moving on Hardened and Ground Surface.
- Preloaded ball screws with integrated system of compensation for expansion with Preloaded bearings to remove inversion backlash, axial stress and compensates effect of thermal expansion on ballscrews enabling a high quality of surfacing



MOVING RAM IN Z-AXIS

An exclusive design of moving RAM in Z-Axis increases the dynamic characteristics and ensures rigidity, stability and vibration free cutting. Apart from this, such construction helps in more rigid machining at greater extension from head stock and creates flexible machining condition.


This will helps easy reach of spindle on complex machining edges without much interference of axis elements.

NX Series

High Performance Double Column Vertical Machining Center

PERFORMANCE SPINDLE

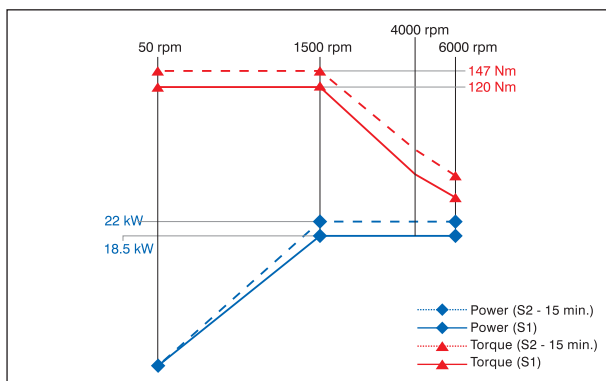
High Torque Vertical Spindle has been designed and manufactured in-house at Jyoti CNC in a dedicated dust free, temperature controlled assembly shop where spindles are extensively tested for various performance criteria. Life time greased angular contact bearings are used for higher stability during heavy cutting load conditions.



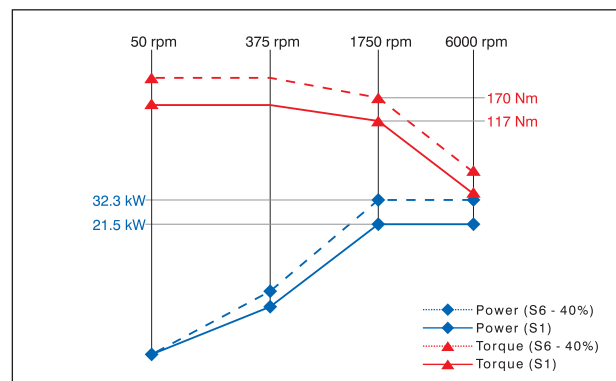
- High Power or High Torque Spindles with different taper options available to match different application needs.
- High Speed High Torque 10000 / 15000 / 18000 rpm motorized spindle are available which are manufactured in-house for high speed machining.

POWER TORQUE DIAGRAM

22 / 18.5 kW, 6000 rpm (Fanuc)




32.3 / 21.5 kW, 6000 rpm (Siemens)



AUTOMATIC TOOL CHANGER

- 24 Tools, Twin arm type ATC with disc type magazine for BT 50 taper.
- Higher tool storage capacity options with 40, 60 and 90 tools available with different spindle taper combination.
- Tool magazine outside of working area.



PREVENT FOR VERTICAL AXIS DROP


Hydraulic Counter Balance will positively holds pressurised load and will prevent the vertical drop during emergency stop, smooth motion during machine movement and better stability while actual machining at higher parameters.

ERGONOMICS DESIGN




Two side spring conveyors discharge the swarf to a third cross conveyor located at the front/rear of the machine.

The Coolant nozzles around the Spindle face facilitates the manual adjustment of the nozzles for proper positioning of the coolant on tool tip while machining.



Very large accessibility to the table and the workpiece from top and side of the machine thanks to a large opening of doors and possibility to load with lifting equipment



EASY MAINTENANCE

- Safe guard ensuring safety of machine, operator and surrounding.
- NX series machine are designed with special care for easy approach and access for preventive maintenance check points for lubrication, pneumatics, electrical panel and proximities within reach of operator.



Operator panel with swing arm for easy accessibility to working area enabling better operator friendly operation.

NX Series

High Performance Double Column Vertical Machining Center

PRODUCTIVITY IMPROVING OPTION

HEAD OPTIONS

90° Auto indexing head & Manual indexing head are available for 5-face machining application to eliminate multiple setup time and increase productivity.

Parking station for head as an options also available.



MANUAL HEAD (Horizontal Type)

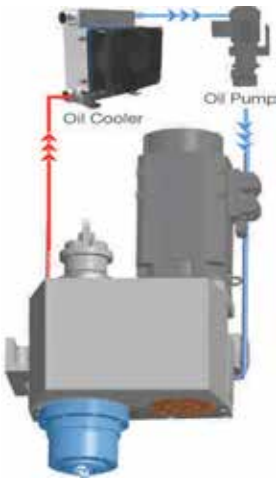
Taper Size	BT 50
Spindle Speed	2000 rpm
Max. Tool Length	300 mm
Spindle Power (Max.)	22 / 18.5 kW
Head Clamping / Indexing	Manual

90° AUTO INDEXING HEAD

Taper Size	BT 50
Spindle Speed	3000 rpm
Max. Tool Length	300 mm
Spindle Power (Max.)	22 / 18.5 kW
Indexing Angle	At Every 5 Deg.
Head Clamping	Hydraulic
Indexing / Changing	Automatic

KEY FEATURES

- Programmable indexing
- 5 face machining possible to eliminating multiple set-up time
- Tool clamping through hydraulic
- Auto indexing position locked by 2-Piece Hirth coupling thus assuring the Indexing position under heavier cutting condition.



HIGH TORQUE GEARED HEAD

For higher torque at low rpm application, we offer geared head spindles which provides an edge during demanding applications like large size milling cutters, rigid tapping and large size boring operations.

TECHNICAL SPECIFICATION

Table		NX 2215	NX 3215	NX 3222	NX 4222
Table Size	mm	2200 x 1250	3000 x 1250	3000 x 2000	3500 x 2000
T-Slot Dimension	mm	9 x 18 x 125	9 x 18 x 125	12 x 22 x 160	12 x 22 x 160
Dist. From Floor to Table	mm	790	790	920	920
Max. Load on Table	kgf	6000	8000	10000	10000
Distance Between Column	mm	1600	1600	2500	2500
Capacity					
X-Axis Travel	mm	2200	3200	3200	4200
Y-Axis Travel	mm	1500	1500	2760	2760
Z-Axis Travel	mm	800 [1000]	800 [1000]	800 [1000]	800 [1000]
Dist. From Spindle Face to Table Top	mm	200	200	200	200
Rapid Traverse (X, Y & Z Axis)	m/min	20/20/15	15/20/15	15/15/15	15/15/15
Cutting Feed Rate	m/min	10	10	10	10
Main Spindle					
Spindle Motor Speed	rpm	6000	6000	6000	6000
Spindle Motor Power - Fanuc	kW	22 / 18.5	22 / 18.5	22 / 18.5	22 / 18.5
Spindle Motor Power - Siemens	kW	32.3 / 21.5	32.3 / 21.5	32.3 / 21.5	32.3 / 21.5
Front Bearing Bore	mm	100	100	100	100
Spindle Taper		BT - 50	BT - 50	BT - 50	BT - 50
Automatic Tool Changer					
No. of Tools		24	24	24	24
Max. Tool Dia.(Adj. Empty)	mm	250	250	250	250
Tool Dia. (All Pockets Full)	mm	125	125	125	125
Max. Tool Length	mm	350	350	350	350
Max. Tool Weight	kg	15	15	15	15
Change Time :					
Tool to Tool - Chip to Chip	Sec	6 - 15	6 - 15	6 - 15	6 - 15
Accuracy (as per VDI/DGQ 3441)					
Positioning Uncertainty (P)	mm	0.020	0.020	0.020	0.020
Repeatability (Ps Medium)	mm	0.008	0.008	0.008	0.008
Other Data:					
Machine Weight # (Approx.)	kg	26500	28500	34800	37100

STANDARD FEATURES

- The CNC System offered SIEMENS 828D or FANUC Oi MF
- AC Spindle Drive & Servo Axis Drive
- L.M. Roller Type Guideways (X & Y Axis)
- Auto & Manual Coolant System
- Centralized & Programmable Lubrication
- Laser Calibrated Axis for High Precise Positing Accuracy and Repeatability.
- Electricals with Quality Devices & Panel with A.C.
- Work Light
- Chip Conveyor

PRODUCTIVITY IMPROVING OPTIONS

- Linear Glass Scale
- BBT Spindle Taper
- Coolant Through Spindle
- Extra Day light (200mm)
- Extra Day light 300mm for NX 3222 & NX 4222
- Z-Axis Travel (1000mm)
- 40 / 60 / 90 Tool ATC
- Oil Mist Collector System
- Auto Indexing Head (Horizontal)
- Manual Horizontal Head
- Horizontal & Vertical ATC with AHC
- Tool Probe & Job Probe
- Geared Head Spindle
- High Speed Electro Spindle
- Higher Power Spindle
- Coolant Gun & Air Gun
- Rotary Table
- Full Cover Enclosures (nvu Series)
- Tool Tip Air Nozzle (For Dry Cutting)
- Visiport Window
- 15" Touch Screen (Siemens)
- Fully Tooled up Solution to Meet Customer Needs

Refer machine detail layout for weight & overall space requirements

[] Optional



FRANCE

Huron Graffenstaden SAS 1
rue de l'Artisanat
67114 Eschau

☎ +33 (0)3 88 67 52 52
☎ +33 (0)3 88 67 69 00
✉ commercial@huron.fr

GERMANY

Huron Fräsmaschinen GmbH
Siemensstrasse 56
70839 Gerlingen

☎ +49 (0)7156 92836 12
☎ +49 (0)7156 92836 50
✉ verkauf@huron.de